



* £260,000 - £290,000 * SHARE OF FREEHOLD * HUGE DOUBLE FRONTED GROUND FLOOR FLAT * DIRECT ACCESS TO PRIVATE REAR GARDEN * OUTBUILDING * MODERN KITCHEN WITH INTEGRATED APPLIANCES * INCREDIBLY BRIGHT FLAT WITH GREAT-SIZED ROOMS * NO ONWARD CHAIN * This deceptively spacious, double fronted flat is positioned on the ground floor and with direct access to the private garden and a share of the freehold! The accommodation is comprised of; an attractive frontage with cared-for homes neighboring it, an entrance hall with storage, a large lounge-diner to the front, two great-sized bedrooms with the master having French doors, a three-piece family bathroom and a modern fitted kitchen with integrated appliances and direct access to the private garden, which is complete with a substantial outbuilding! The location is quiet and has amenities and bus links at the top and bottom of the road, as well as only a walk to both Chalkwell and Prittlewell stations for London commuters. For schooling, the favoured Chalkwell Hall Schools are in catchment and the grammar schools and hospital are in close proximity. The home has no onward chain and a share of the freehold - viewings are available to book now!

- Two bedroom double fronted ground floor flat
- Spacious modern kitchen with integrated appliances
- Modern and bright interiors
- Chalkwell and Prittlewell train stations close by
- No onward chain - Highly Motivated Seller
- Great sized lounge-diner
- Substantial outbuilding with electricity
- Private west-facing garden with direct access
- Attractive run of uniform period properties
- Share of Freehold

Ronald Park Avenue

Westcliff-on-Sea

£260,000

Price Guide



Ronald Park Avenue



Frontage

Garden wall with a paved pathway leading to a storm porch with a UPVC obscured double glazed front door.

Entrance Hallway

Storage cupboard, skirting and wood effect laminate flooring.

Lounge-Diner

14'2" x 12'0"

Three UPVC double glazed windows to front aspect, feature fireplace, radiator, skirting and wood effect laminate flooring.

Kitchen

12'0" x 8'7"

UPVC double glazed door and rear window for garden access, modern gloss kitchen units both wall-mounted and base level comprising; four ring burner hob with extractor hood over, integrated oven and grill, integrated dishwasher, integrated washing machine, space for fridge/freezer, stainless steel sink with drainer, wood effect laminate worktops with tiled splashbacks, radiator, spotlighting.

Bedroom One

11'6" x 9'8"

UPVC double glazed French doors with fanlight windows to rear aspect for direct garden access, radiator, skirting and wood effect laminate flooring.

Bedroom Two

12'0" x 8'9"

Two UPVC double glazed windows to front aspect, radiator, skirting and wood effect laminate flooring.

Three-Piece Bathroom

9'1" x 6'5"

Obscured UPVC double glazed window to rear aspect, bath with drencher head and secondary shower attachment, WC, vanity unit with wash basin and chrome mixer tap, radiator, floor to ceiling wall tiling and floor tiles.

Private Garden


Commences with a paved patio with the remainder mostly laid to lawn, fencing, planting and shingle borders and access to the outbuilding.

Outbuilding


UPVC double glazed door and window.

Agents Notes:

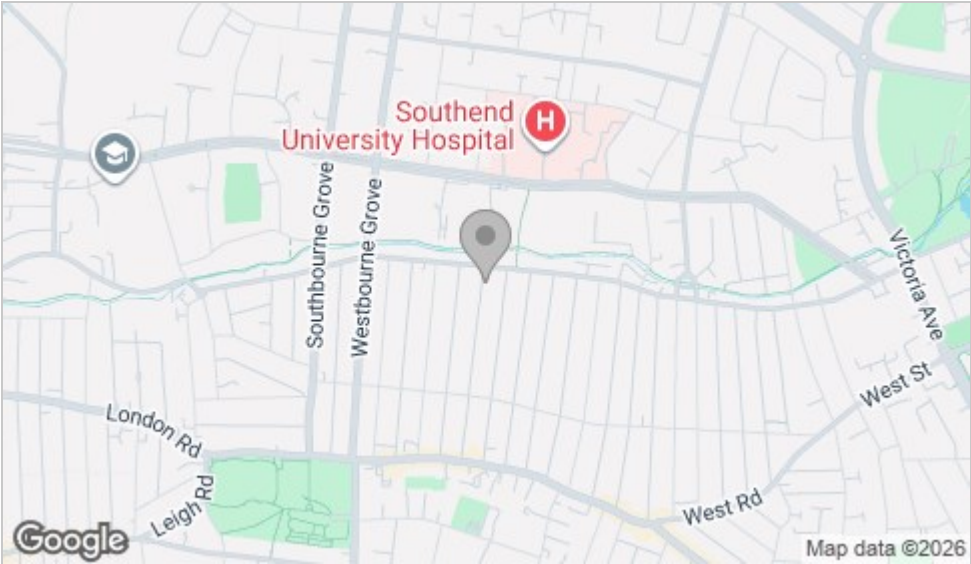
Council tax band: A



Floor Plan



Area Map



Viewing

Please contact our Leigh-on-Sea Office on 01702 887 496 if you wish to arrange a viewing appointment for this property or require further information.

These particulars, whilst believed to be accurate are set out as a general outline only for guidance and do not constitute any part of an offer or contract. Intending purchasers should not rely on them as statements of representation of fact, but must satisfy themselves by inspection or otherwise as to their accuracy. No person in this firm's employment has the authority to make or give any representation or warranty in respect of the property.

1336 London Road, Leigh-on-Sea, Essex, SS9 2UH

Office: 01702 887 496 los@beaestateagents.co.uk <http://www.beaestateagents.co.uk/>

Energy Efficiency Graph

